



District Report Card: 2017


State: Chhattisgarh	District: Koriya
Class: 8	Subject: Science
Schools: 51	Students: 1089


Participation/Coverage


Students

GENDER 	Boys		Girls	
	Number	%	Number	%
	530	48.67	559	51.33

AREA 	Rural		Urban	
	Number	%	Number	%
	892	81.91	197	18.09

CATEGORY 	SC		ST		OBC		GEN	
	Number	%	Number	%	Number	%	Number	%
	105	9.64	613	56.29	342	31.40	29	2.66

CWSN 	LD	VI	HI	S&LD	ID	Oth
	5	3	0	1	1	1

Management 	Government		Government-aided	
	Number	%	Number	%
	1069	98.16	20	1.84

Average Performance of Students in Science (%)

Overall	Gender		Area		Management		Social Group			
	Male	Female	Rural	Urban	Govt.	Aided	SC	ST	OBC	GEN
40.09	40.91	39.32	40.54	38.07	39.63	64.67	40.51	38.80	42.14	41.61

Performance on Learning Outcomes (LOs)

Learning Outcomes	Description	Average Performance(%)
SCI703	Classifies materials and organisms based on properties/characteristics	38.07
SCI704	Conducts simple investigation to seek answers to queries	33.03
SCI705	Relates processes and phenomenon with causes	36.93
SCI708	Measures and calculates e.g., temperature; pulse rate; speed of moving objects; time period of a simple pendulum, etc.	46.74
SCI710	Plots and interprets graphs	36.69
SCI711	Constructs models using materials from surroundings and explains their working	31.47
SCI801	Differentiates materials, organism and processes	45.49
SCI804	Relates processes and phenomenon with causes	44.51
SCI805	Explains processes and phenomenon	35.34
SCI807	Measures angles of incidence and reflection, etc.	39.30
SCI811	Applies learning of scientific concepts in day-to-day life	39.34
SCI813	Makes efforts to protect environment	54.73

Range of Performance of Students who Answered Correctly							
Below 30%		30% - 50%		50% - 75%		Above 75%	
Number	%	Number	%	Number	%	Number	%
388	35.63	358	32.87	295	27.09	48	4.41

Lowest Performing Learning Outcomes (LOs)

- 1 - Constructs models using materials from surroundings and explains their working (31.47)
- 2 - Conducts simple investigation to seek answers to queries (33.03)
- 3 - Explains processes and phenomenon (35.34)
- 4 - Plots and interprets graphs (36.69)
- 5 - Relates processes and phenomenon with causes (36.93)